

Underground Service on Building - CL320

Power Hook Up Side

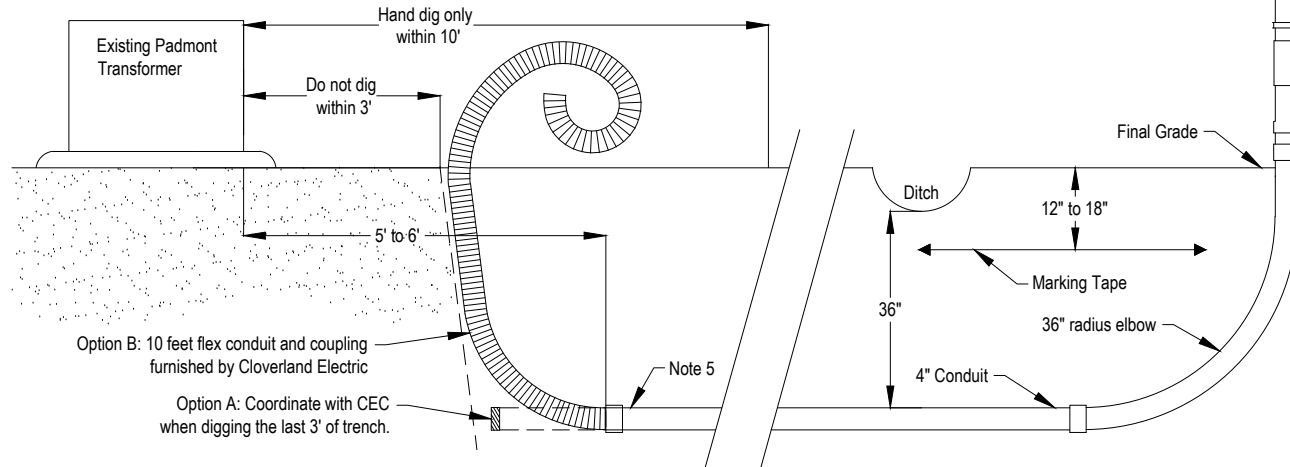
Case 1: Existing Padmount Transformer or Pedestal

Option A (Preferred): Do not dig within 36" of existing equipment. Coordinate with Cloverland during normal business hours for final installation of conduit.

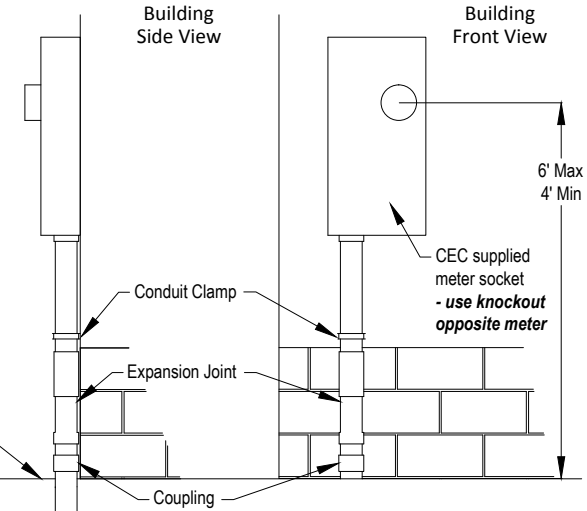
Option B: Glue flex conduit to rigid PVC conduit. Backfill trench, leaving flex conduit protruding a minimum of 36" from existing equipment. Do not leave trench open. Cloverland will dig and backfill the last 3 feet of trench.



Call MISS DIG (1-800-482-7171 or dial 811) three working days before you dig.



Building Side

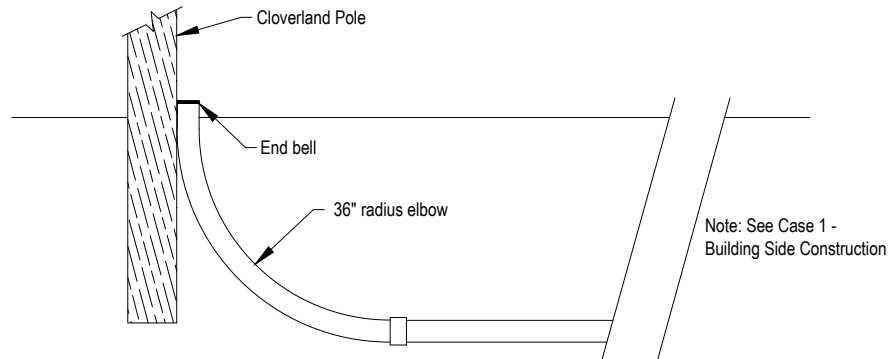


DISCLAIMER

This drawing should be used only as a guide. It is the member's responsibility to ensure compliance with the most recent issue of the NEC and any other applicable federal, state or local codes.

Case 2: Utility Pole or New Equipment Location

Trench rigid PVC to pole or future equipment location (marked by stake) and backfill trench. Install conduit flush to pole or stake.



Notes:

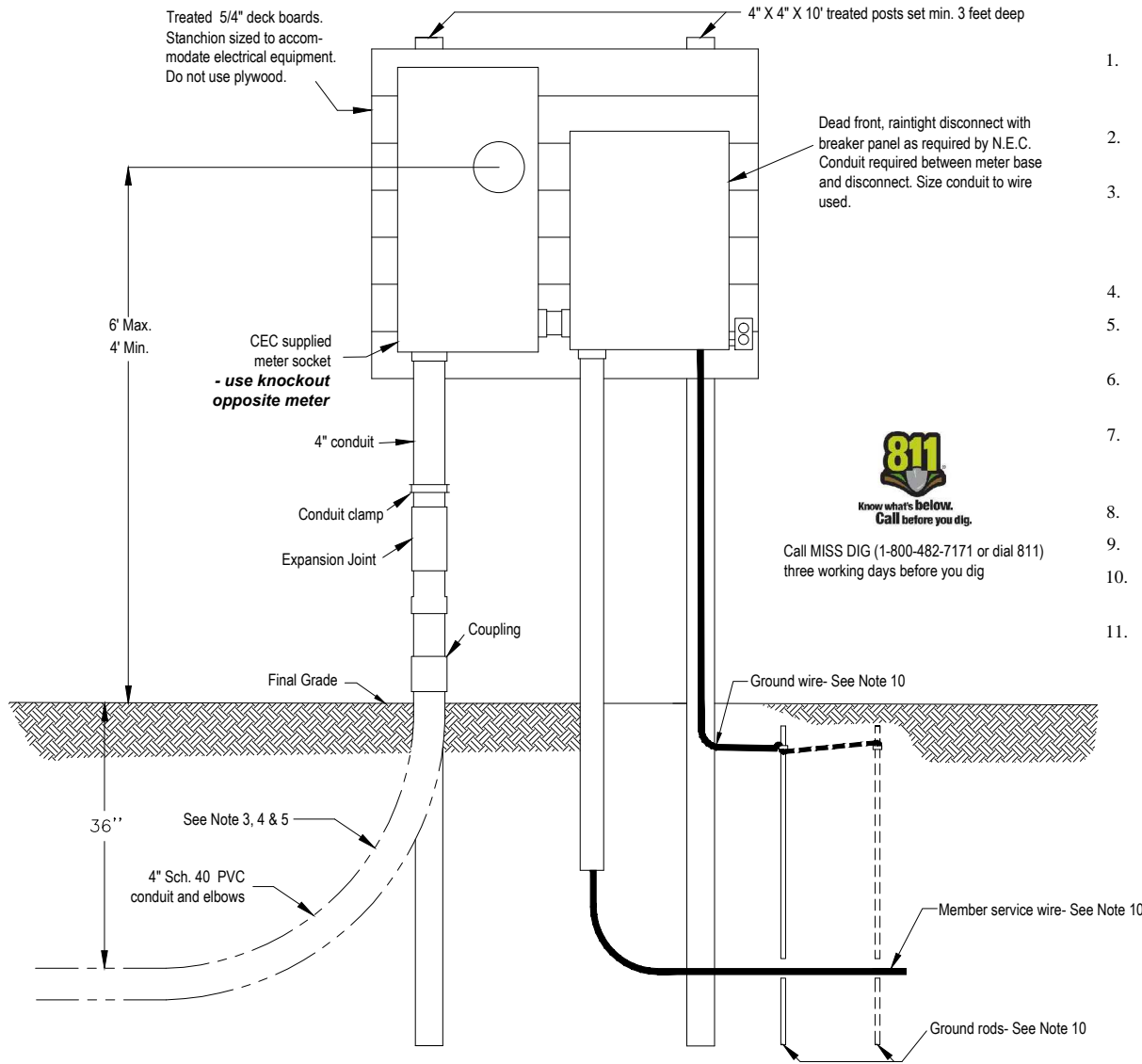
1. Electrical permit application must be filed with appropriate state or local agency. Service must be approved by electrical inspector before it will be energized by Cloverland.
2. Maintain at least 3 feet of clearance from gas lines, water lines, drain lines and drain fields.
3. All conduit must be Schedule 40 PVC. Use 36" radius elbows and glue all joints. Conduit must be buried 36" deep unless rock prohibits. No more than 270 degrees of turns (three 90 degree elbows) between the meter base and the transformer or pole.
4. A pull string (mason's line is fine) must be installed in conduit.
5. Installed conduit must be free of rocks, dirt, water, and other foreign material with the ends of the conduit accessible and sealed with duct tape.
6. Underground marking tape, furnished by Cloverland, must be installed 12"-18" below final grade.
7. Backfill trench within 6" of conduit with clean soil, free of rock and debris larger than 2". Remaining backfill must be free of rock and debris larger than 8".
8. Apply oxide inhibiting compound to all aluminum connections.
9. All fasteners must be corrosion resistant – either galvanized or stainless.
10. Member service wire and grounding to be sized and installed per National Electric Code.

Cloverland Electric Cooperative
Dafer, Michigan

USE Service -
CL320

Drawn By: Grace Morse	
Rev: C	Date: 9-25-2014

Underground Service on Stanchion - CL320



Notes

1. Electrical permit application must be filed with appropriate state or local agency. Service must be approved by electrical inspector before it will be energized by Cloverland.
2. Maintain at least 3 feet of clearance from gas lines, water lines, drain lines and drain fields.
3. All conduit must be Schedule 40 PVC. Use 36" radius elbows and glue all joints. Conduit must be buried 36" deep unless rock prohibits. No more than 270 degrees of turns (three 90 degree elbows) between the meter base and the transformer or pole.
4. A pull string (mason's line is fine) must be installed in conduit.
5. Installed conduit must be free of rocks, dirt, water, and other foreign material with the ends of the conduit accessible and sealed with duct tape.
6. Underground marking tape, furnished by Cloverland, must be installed 12"-18" below final grade.
7. Backfill trench within 6" of conduit with clean soil, free of rock and debris larger than 2". Remaining backfill must be free of rock and debris larger than 8".
8. Apply oxide inhibiting compound to all aluminum connections.
9. All fasteners must be corrosion resistant – either galvanized or stainless.
10. Member service wire and grounding to be sized and installed per National Electric Code.
11. When used as a trailer service, check NEC for maximum allowable service length.

DISCLAIMER

This drawing should be used only as a guide. It is the member's responsibility to ensure compliance with the most recent issue of the NEC and any other applicable federal, state or local codes.